

ALBANY POLICE DEPARTMENT CRIME ANALYSIS

“Combating Crime and Protecting Lives”

Prepared By the Crime Analysis Unit of The Albany Police Department

****These numbers may be updated from month to month as records updates occur****

2014

Month of October

Distribution: CITY MANAGER, ASST. CITY MANAGERS

CHIEF OF POLICE
DEPUTY CHIEF - INVESTIGATIVE
DEPUTY CHIEF – UNIFORM
DEPUTY CHIEF – SUPPORT SERVICES
MAJOR - INTERNAL AFFAIRS
INVESTIGATIONS CAPTAINS
UNIFORM CAPTAINS
ACCREDITATION MANAGER

SPECIAL OPERATIONS CAPT.
FAMILY PROTECTION
RECORDS SUPERVISOR
PLANNING & RESEARCH
TRAINING SUPERVISOR
CHIEF'S ADMIN ASSISTANT
SUPPORT SERVICES LT

***Information Included in this Report Reflects
Compliance with UCR Reporting Standards**

The information contained in this report is primarily raw data until calendar year reporting.

Please contact David Sparks, APD Crime Analyst for questions regarding this report @ 431-2878.

Monthly Part I Crimes

Albany Police Department

Part I Crimes Committed During the Month of October 2014 with Comparisons of October 2013 & 2012

Actual Offenses	2014 Month to Month	2013 Month to Month	+/- Change		2014 Month to Month	2012 Month to Month	+/- Change	
Offenses Committed	October 2014	October 2013	#	%	October 2014	October 2012	#	%
Homicide	1	0	1	*NC	1	0	1	*NC
Rape	2	3	-1	-33.33	2	1	1	100.00
Robbery	11	23	-12	-52.17	11	18	-7	-38.89
Aggravated Assault	53	65	-12	-18.46	53	50	3	6.00
Violent Crime Total	67	91	-24	-26.37	67	69	-2	-2.90
Arson	1	1	0	0.00	1	1	0	0.00
Burglary	64	127	-63	-49.61	64	152	-88	-57.89
Larceny	229	215	14	6.51	229	276	-47	-17.03
Auto Theft	15	13	2	15.38	15	25	-10	-40.00
Property Crime Total	309	356	-47	-13.20	309	454	-145	-31.94
Crime Trend Total	376	447	-71	-15.88	376	523	-147	-28.11

Part I Case Clearances During the Month of October 2014 with Comparisons of October 2013 & 2012

	2014	2013	2012	2014	2013	2012
Offenses Cleared	October # Cleared	October # Cleared	October # Cleared	October % Cleared	October % Cleared	October % Cleared
Homicide	1	0	0	100.00%	*NC	*NC
Rape	2	1	0	100.00%	33.33%	0.00%
Robbery	0	2	3	0.00%	8.70%	16.67%
Aggravated Assault	28	12	20	52.83%	18.46%	40.00%
Violent Crime Cleared	31	15	23	46.27%	16.48%	33.33%
Arson	0	0	0	0.00%	0.00%	0.00%
Burglary	9	12	8	14.06%	9.45%	5.26%
Larceny	41	52	80	17.90%	24.19%	28.99%
Auto Theft	3	5	10	20.00%	38.46%	40.00%
Property Crime Cleared	53	69	98	17.15%	19.38%	21.59%
Clearance Total	84	84	121	22.34%	18.79%	23.14%

* The Crime Trend and Clearance Totals do not include percentages for numbers not divisible by 0.

Year to Date Part I Crimes

Albany Police Department

Part I Crimes Committed Year-to-date as of October 2014 with Comparisons of October 2013 & 2012

Actual Offenses	2014 2013 Year to Date		+/- Change			2014 2012 Year to Date		+/- Change	
Offenses Committed	October 2014	October 2013	#	%		October 2014	October 2012	#	%
Homicide	5	7	-2	-28.57		5	4	1	25.00
Rape	24	16	8	50.00		24	23	1	4.35
Robbery	134	146	-12	-8.22		134	185	-51	-27.57
Aggravated Assault	436	442	-6	-1.36		436	492	-56	-11.38
Violent Crime Total	599	611	-12	-1.96		599	704	-105	-14.91
Arson	13	19	-6	-31.58		13	14	-1	-7.14
Burglary	977	1051	-74	-7.04		977	1221	-244	-19.98
Larceny	2433	2707	-274	-10.12		2433	2850	-417	-14.63
Auto Theft	149	145	4	2.76	149	194	-45	-23.20	
Property Crime Total	3572	3922	-350	-8.92	3572	4279	-707	-16.52	
Crime Trend Total	4171	4533	-362	-7.99	4171	4983	-812	-16.30	

Part I Case Clearances Year-to-date as of October 2014 with Comparisons of October 2013 & 2012

	2014	2013	2012		2014	2013	2012
	October	October	October		October	October	October
Offenses Cleared	# Cleared	# Cleared	# Cleared		% Cleared	% Cleared	% Cleared
Homicide	4	5	3		80.00%	71.43%	75.00%
Rape	18	6	12		75.00%	37.50%	52.17%
Robbery	32	42	28		23.88%	28.77%	15.14%
Aggravated Assault	205	184	219		47.02%	41.63%	44.51%
Violent Crime Cleared	259	237	262		43.24%	38.79%	37.22%
Arson	0	7	3		0.00%	36.84%	21.43%
Burglary	116	137	121		11.87%	13.04%	9.91%
Larceny	523	529	575		21.50%	19.54%	20.18%
Auto Theft	40	34	36		26.85%	23.45%	18.56%
Property Crime Cleared	679	707	735		19.01%	18.03%	17.18%
Clearance Total	938	944	997		22.49%	20.83%	20.01%

* The Crime Trend and Clearance Totals do not include percentages for numbers not divisible by 0.

Monthly Part II and Other Crimes

Albany Police Department

Part II Crime Comparison of October 2014 Data with Previous Year/Month									
Part II Crimes	October 2014	October 2013	+/- #	Change %		October 2014	September 2014	+/- #	Change %
Disorderly Conduct	73	77	-4	-5.19		73	72	1	1.39
Domestic Violence	155	125	30	24.00		155	164	-9	-5.49
Disorderly w/intoxicated	0	0	0	*NC		0	0	0	*NC
D.U.I.	18	14	4	28.57		18	4	14	350.00
Child Molestation	6	2	4	200.00		6	4	2	50.00
Cruelty to Child	0	6	-6	-100.00		0	7	-7	-100.00
Child Protec: Curfew	0	0	0	*NC		0	0	0	*NC
Child Protec:Truancy	0	2	-2	-100.00		0	0	0	*NC
Interfere w/Custody	6	0	6	*NC		6	6	0	0.00
Child Abandonment	0	0	0	*NC		0	0	0	*NC
Enticing a Child	0	0	0	*NC		0	0	0	*NC
Forgery	19	23	-4	-17.39		19	12	7	58.33
Noise Ordinance Viol.	0	1	-1	-100.00		0	1	-1	-100.00
Harassing Phone Calls	6	9	-3	-33.33		6	11	-5	-45.45
Loitering	4	6	-2	-33.33		4	0	4	*NC
Missing Persons	27	16	11	68.75		27	19	8	42.11
Runaway	0	1	-1	-100.00		0	1	-1	-100.00
Suicide	2	0	2	*NC		2	0	2	*NC
Underage Poss./Consum.	1	1	0	0.00		1	1	0	0.00
Criminal Damage	38	19	19	100.00		38	29	9	31.03
Theft: Gas Drive Off	0	1	-1	-100.00		0	1	-1	-100.00
Simple Assault	1	9	-8	-88.89		1	2	-1	-50.00
Simple Battery	69	91	-22	-24.18		69	81	-12	-14.81
Battery	28	28	0	0.00		28	24	4	16.67
Obstruct/Hinder Police	21	58	-37	-63.79		21	21	0	0.00
Sexual Battery	2	2	0	0.00		2	1	1	100.00
Open Container	15	20	-5	-25.00		15	26	-11	-42.31
Sodomy	1	0	1	*NC		1	1	0	0.00
Statutory Rape	0	2	-2	-100.00		0	0	0	*NC
Saggy Pants	16	22	-6	-27.27		16	12	4	33.33
All Cases Not Listed	560	671	-111	-16.54		560	567	-7	-1.23
Total Part II Crime	1068	1206	-138	-11.44		1068	1067	1	0.09

** The Crime Trend and Clearance Totals do not include percentages for numbers not able to be divided by 0.

Year to Date Part II and Other Crimes

Albany Police Department

Part II Crime Comparison of 2014 Year to Date with Previous Years 2013 & 2012									
Part II Crimes	October 2014	October 2013	+/- #	Change %		October 2014	October 2012	+/- #	Change %
Disorderly Conduct	675	759	-84	-11.07		675	802	-127	-15.84
Domestic Violence	1322	1562	-240	-15.36		1322	1670	-348	-20.84
Disorderly wh/intoxicated	0	0	0	*NC		0	0	0	*NC
D.U.I.	113	97	16	16.49		113	90	23	25.56
Child Molestation	39	34	5	14.71		39	44	-5	-11.36
Child Cruelty	44	35	9	25.71		44	44	0	0.00
Curfew	0	3	-3	-100.00		0	5	-5	-100.00
Truancy	1	3	-2	-66.67		1	6	-5	-83.33
Interfere w/Custody	44	8	36	450.00		44	9	35	388.89
Child Abandonment	0	0	0	*NC		0	0	0	*NC
Enticing a Child	1	1	0	0.00		1	6	-5	-83.33
Forgery	123	202	-79	-39.11		123	171	-48	-28.07
Noise Ordinance Viol.	4	1	3	300.00		4	5	-1	-20.00
Harassing Phone Calls	64	63	1	1.59		64	127	-63	-49.61
Loitering	27	37	-10	-27.03		27	32	-5	-15.63
Missing Persons	209	200	9	4.50		209	379	-170	-44.85
Runaway	7	7	0	0.00		7	7	0	0.00
Suicide	4	4	0	0.00		4	4	0	0.00
Underage Poss./Consum.	24	17	7	41.18		24	13	11	84.62
Criminal Damage	253	236	17	7.20		253	295	-42	-14.24
Theft: Gas Drive Off	8	11	-3	-27.27		8	26	-18	-69.23
Simple Assault	25	87	-62	-71.26		25	58	-33	-56.90
Simple Battery	900	843	57	6.76		900	844	56	6.64
Battery	252	298	-46	-15.44		252	340	-88	-25.88
Obstruction of Officer	221	270	-49	-18.15		221	199	22	11.06
Sexual Battery	17	18	-1	-5.56		17	19	-2	-10.53
Open Container	178	115	63	54.78		178	202	-24	-11.88
Sodomy	15	14	1	7.14		15	11	4	36.36
Statutory Rape	7	7	0	0.00		7	5	2	40.00
Saggy Pants	148	313	-165	-52.72		148	244	-96	-39.34
All Other Cases	6169	5925	244	4.12		6169	5419	750	13.84
Total Part II Crime	10894	11170	-276	-2.47		10894	11076	-182	-1.64

** The Crime Trend and Clearance Totals do not include percentages for numbers not able to be divided by 0.

Monthly Part I Crimes by District

Albany Police Department

October 2014

West Actual Offenses			
Offenses Committed	Oct 2014	Sep 2014	Year to Date 2014
Homicide	0	0	2
Rape	1	3	10
Robbery	4	6	39
Aggravated Assault	13	15	112
Violent Crime Total	18	24	163
Arson	0	0	1
Burglary	24	43	326
Larceny	87	112	1019
Auto Theft	7	9	51
Property Crime Tot.	118	164	1397
Crime Trend Total	136	188	1560

Central Actual Offenses			
Offenses Committed	Oct 2014	Sep 2014	Year to Date 2014
Homicide	1	0	1
Rape	1	0	7
Robbery	5	4	62
Aggravated Assault	29	28	205
Violent Crime Total	36	32	275
Arson	0	0	4
Burglary	24	28	309
Larceny	89	57	717
Auto Theft	2	4	45
Property Crime Tot.	115	89	1075
Crime Trend Total	151	121	1350

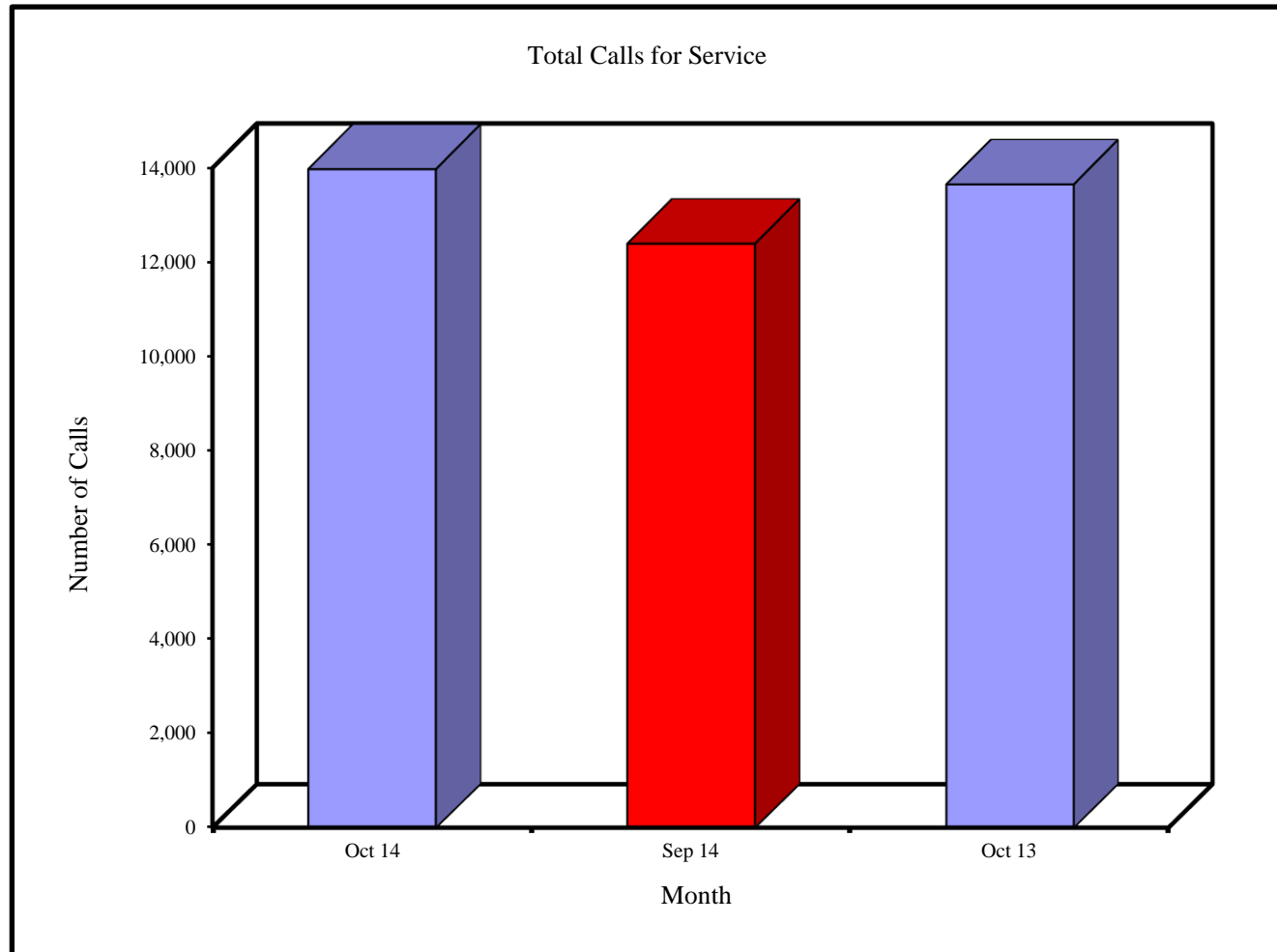
East Actual Offenses			
Offenses Committed	Oct 2014	Sep 2014	Year to Date 2014
Homicide	0	1	2
Rape	0	1	7
Robbery	2	6	33
Aggravated Assault	11	10	119
Violent Crime Total	13	18	161
Arson	1	1	8
Burglary	16	26	342
Larceny	53	81	697
Auto Theft	6	4	53
Property Crime Tot.	76	112	1100
Crime Trend Total	89	130	1261

Monthly Total Calls for Service

Albany Police Department

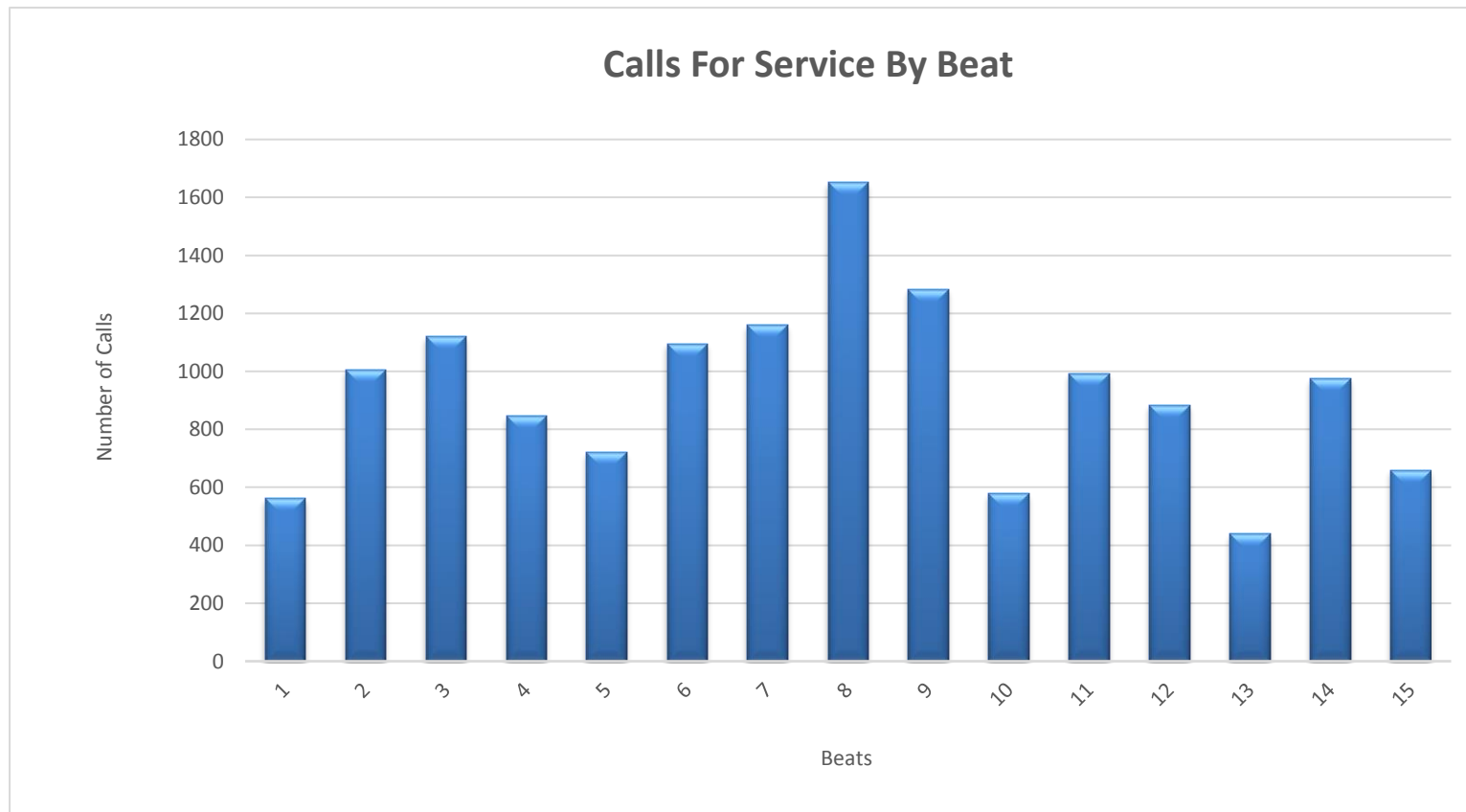
Total Calls For Service

Oct 14	Sep 14	Oct 13
13,976	12,400	13,653



Monthly Calls for Service by Beats

Albany Police Department

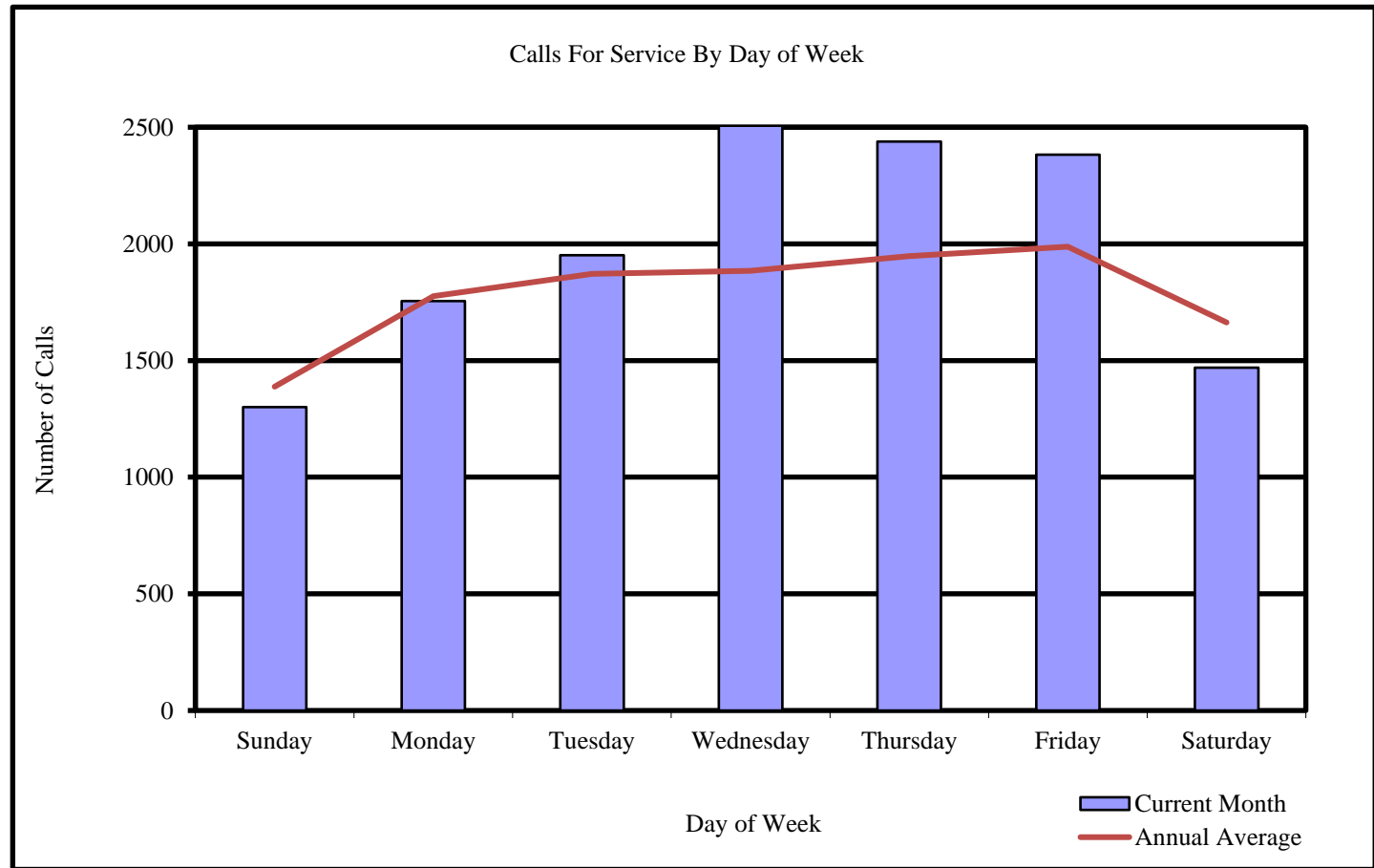


Beats	1	2	3	4	5	6	7	8	9	10	11	12	13	14	15
Calls in October 2014	563	1006	1120	847	720	1096	1161	1652	1283	578	993	884	440	974	659

Monthly Calls for Service by Day of Week

Albany Police Department

<u>Calls For Service</u>	
Day	October 2014
Sunday	1301
Monday	1755
Tuesday	1951
Wednesday	2677
Thursday	2439
Friday	2383
Saturday	1470

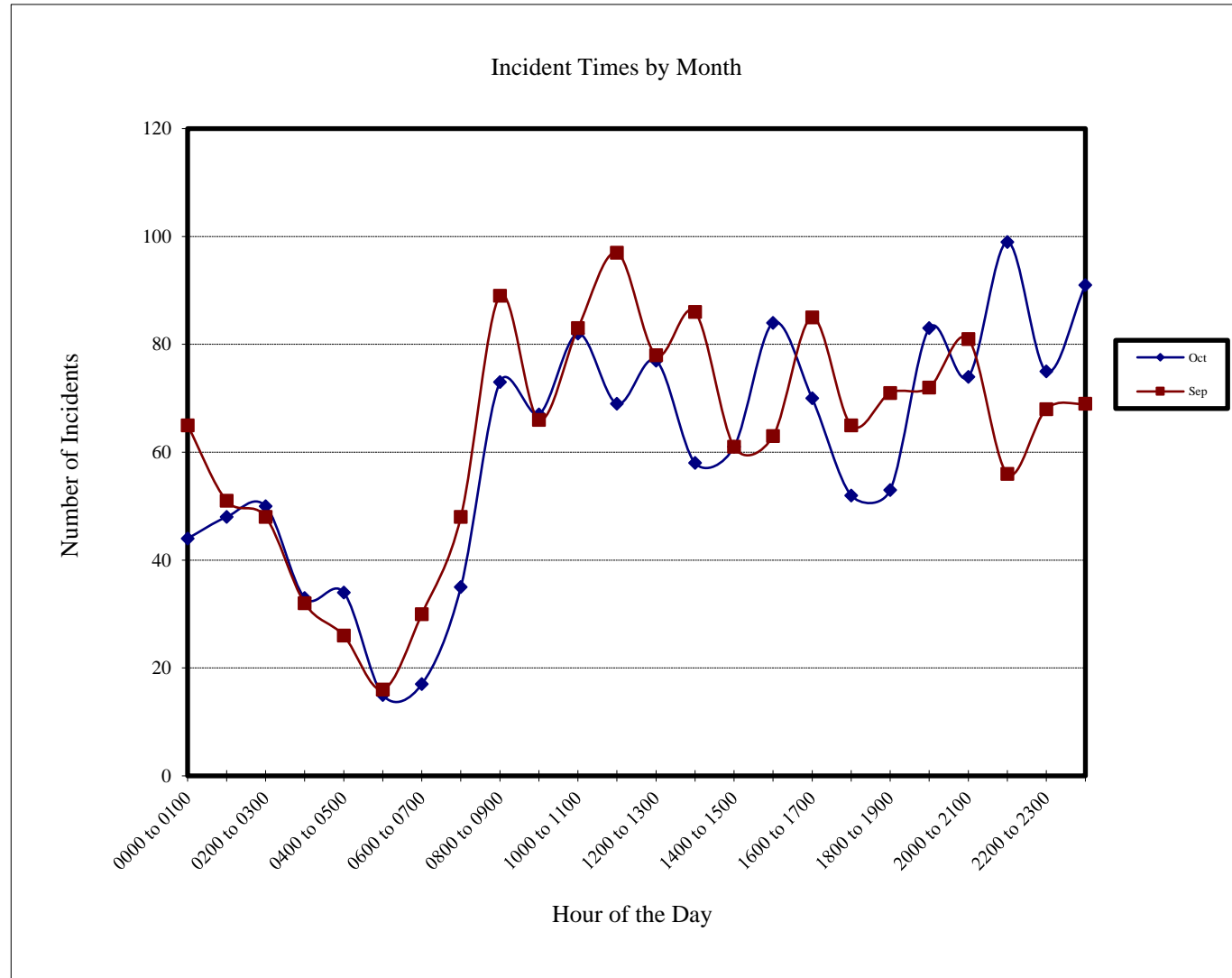


Incidents by Hour

Albany Police Department

Incident Times by Month

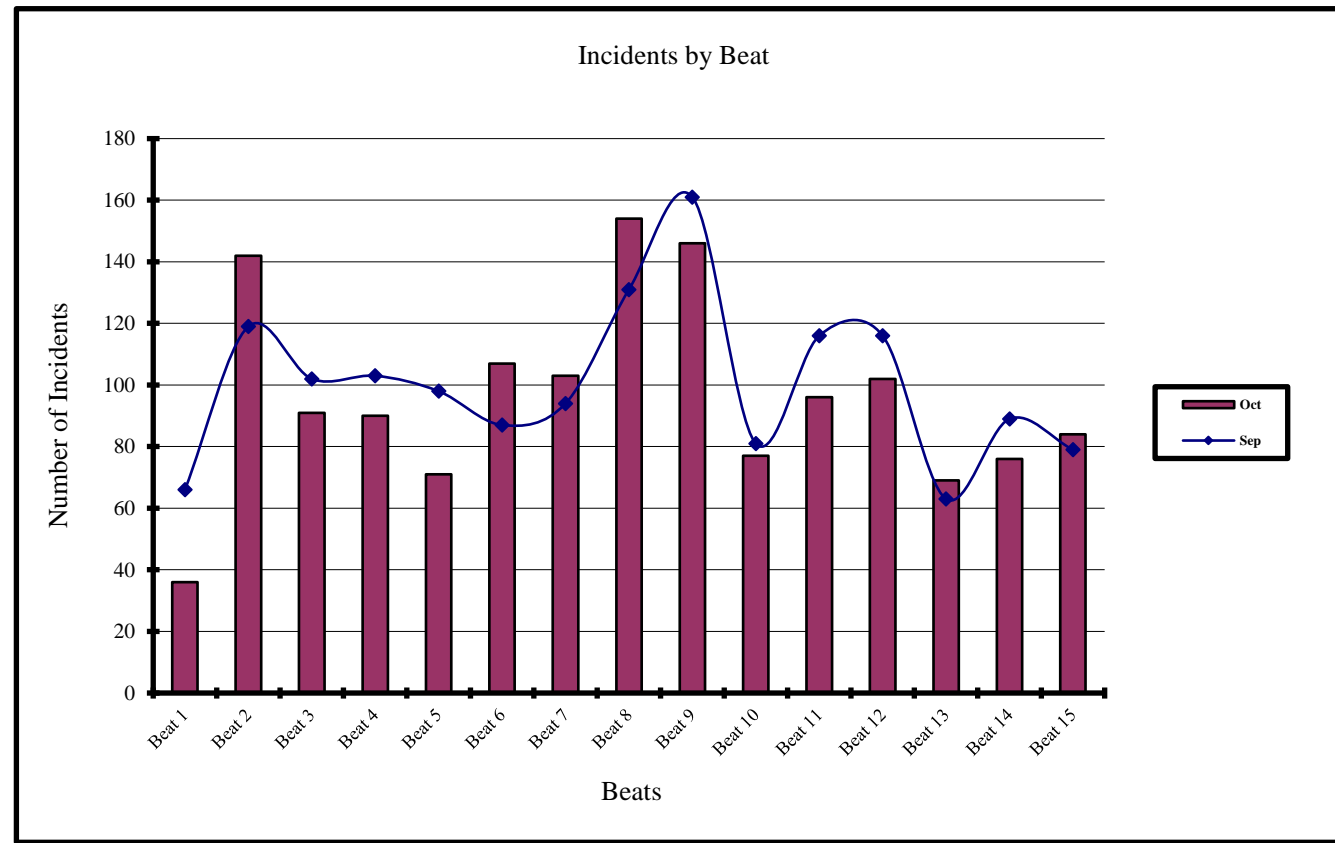
Hour of Day	Oct 2014	Sep 2014
0000 to 0100	44	65
0100 to 0200	48	51
0200 to 0300	50	48
0300 to 0400	33	32
0400 to 0500	34	26
0500 to 0600	15	16
0600 to 0700	17	30
0700 to 0800	35	48
0800 to 0900	73	89
0900 to 1000	67	66
1000 to 1100	82	83
1100 to 1200	69	97
1200 to 1300	77	78
1300 to 1400	58	86
1400 to 1500	61	61
1500 to 1600	84	63
1600 to 1700	70	85
1700 to 1800	52	65
1800 to 1900	53	71
1900 to 2000	83	72
2000 to 2100	74	81
2100 to 2200	99	56
2200 to 2300	75	68
2300 to 2400	91	69



Current and Previous Months Comparison of Incidents by Beat

Albany Police Department

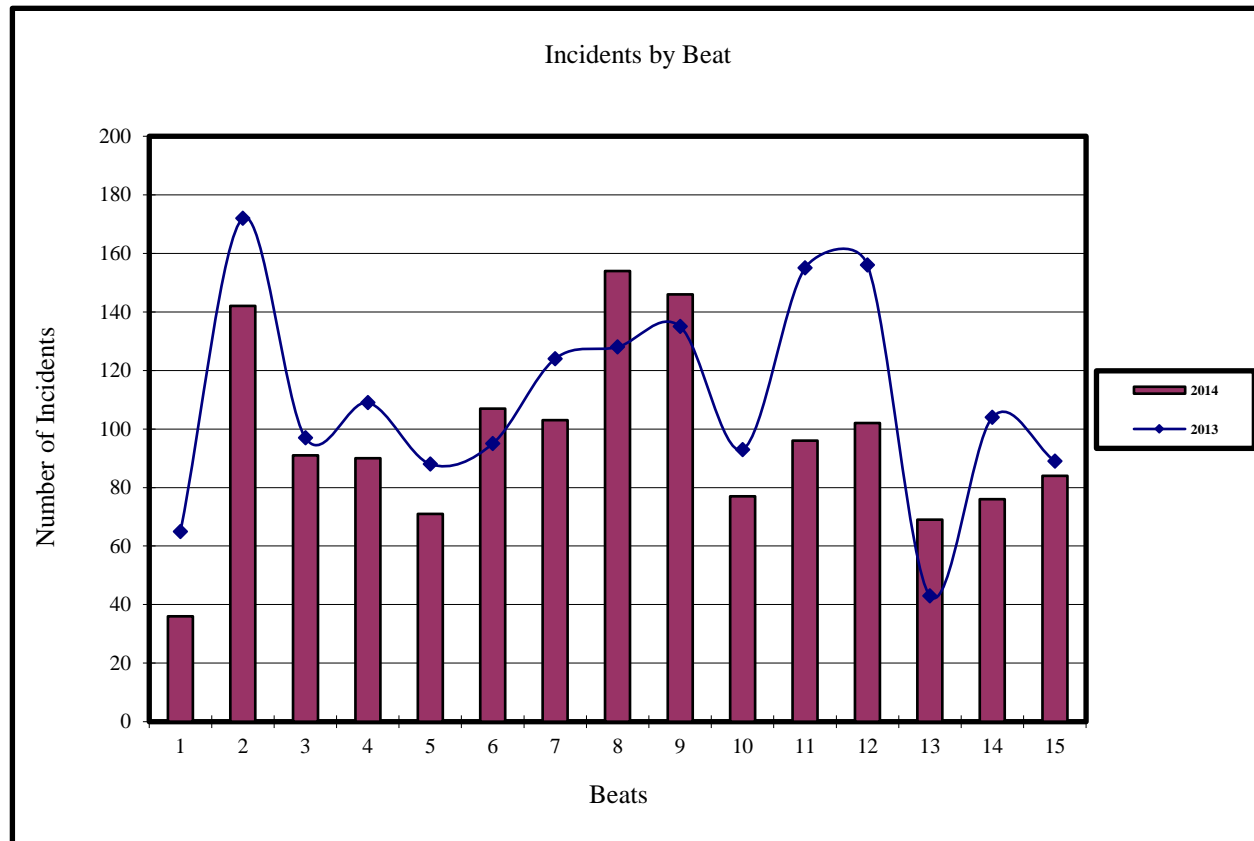
Beat	Incidents	
	Oct 2014	Sep 2014
Beat 1	36	66
Beat 2	142	119
Beat 3	91	102
Beat 4	90	103
Beat 5	71	98
Beat 6	107	87
Beat 7	103	94
Beat 8	154	131
Beat 9	146	161
Beat 10	77	81
Beat 11	96	116
Beat 12	102	116
Beat 13	69	63
Beat 14	76	89
Beat 15	84	79



Current and Previous Year Comparision of Incidents by Beat

Albany Police Department

Beat	Incidents	
	Oct 2014	Oct 2013
Beat 1	36	65
Beat 2	142	172
Beat 3	91	97
Beat 4	90	109
Beat 5	71	88
Beat 6	107	95
Beat 7	103	124
Beat 8	154	128
Beat 9	146	135
Beat 10	77	93
Beat 11	96	155
Beat 12	102	156
Beat 13	69	43
Beat 14	76	104
Beat 15	84	89



Current and Previous Month Comparison of Monthly Incidents by Day of Week Albany Police Department

Incidents		
Day	Oct 2014	Sep 2014
Sunday	174	221
Monday	204	202
Tuesday	203	229
Wednesday	226	180
Thursday	239	208
Friday	220	229
Saturday	178	237

